





# SHADE GARDEN NATIVE PLANT SCAVENGER HUNT

Fun for all ages! Recommend parental supervision for kids under 10. Usually takes less than one hour.

See how many native plants you find while learning about them!



**If you  
want to  
play**

**You must follow ONE  
REALLY BIG IMPORTANT  
GARDEN RULE!**

**CAN YOU GUESS  
WHAT IT IS?**

**10 points for a correct  
answer!!**

**HINT**

**If you follow this rule,  
the Master Gardeners  
who care for this  
garden will be MOST  
GRATEFUL!**

**The  
BIG  
RULE  
IS**

**Stay on  
the paths  
and don't  
harm the  
plants!**

**Award yourself 10 Bonus Points  
if you say out loud  
2 times and in a different voice each time):**

**"I will stay on the paths and  
not harm the plants."**

**GREAT  
JOB!**

# Read These Tips!

## Location Hints

The Shade Garden is one of the smallest demonstration gardens. Several of the plants have identification markers, but many don't.

## Plant ID

If a plant you are looking for doesn't have a marker, you will have to compare leaf size and shape to the photos for each search activity.

## Seasonal Differences

Not recommended for winter. Also, pay attention to clues about when plants bloom. A plant that blooms in the spring may have seed pods or berries by summer/fall. Some plants bloom in the fall.

## Natural Spread

You may find the plant in more than one place or other than where we identify.

## Answers

We provide answers as you go along (so if you skip ahead, you may see where plants are).

There is no time limit.

## Scoring

Tally points yourself or just enjoy the fun! Check for bonus point opportunities!

**Can  
you find  
me?**

**Score  
10  
points**

**Oakleaf Hydrangea**  
*Hydrangea quercifolia*

**My leaves look very  
similar to oak tree  
leaves, hence my name.  
My flowers are white  
and are shaped like  
cones. I can grow up to  
6 feet tall!**



Photo © Jacqueline Olsen



Photo © Jacqueline Olsen

**I am native to the  
southeastern United  
States. Native plants  
are beneficial to our  
ecosystem and are  
easy to grow in our  
soil and climate.**

**Hint: If you face  
the entrance of  
the Shade  
Garden, look to  
the right along  
the trail.**

**BLOOM TIME: MID-SPRING TO EARLY SUMMER**



# Location of Oakleaf Hydrangea

Look near the red  
handled waterspout.  
You can also find me  
along the path to the  
Sunny Garden.

Can  
you find  
me?

Score  
10  
points

## Eastern Redbud

*Cercis canadensis*

**My spring purply-pink  
flowers can grow right  
on my trunk and  
branches as seen below!**

**Hint: I am the  
centerpiece of the  
Shade Garden! If  
I'm not flowering,  
look for my long  
seed pods.**

**10 Bonus  
Points if you  
count 10  
seed pods!**



**BLOOM TIME: LATE MARCH TO EARLY APRIL**



# Location of Eastern Redbud

The Eastern Redbud is the  
centerpiece of the  
Shade Garden!

Score 10  
points  
for each  
shrub  
you find!

## Virginia Sweetspire

*Itea virginica*

I am a showy, easy-to-grow shrub with spires of fragrant white blossoms in the spring and leaves of flaming red to orange in the fall. Birds hide in me and pollinators love me.

I prefer partial shade with moist soil. I can grow to 10 feet tall and 6 feet wide. I am not evergreen, but my leaves stay long into winter.

Hint: I am near the entrance of the Shade Garden



Photo © Lori Kresse



Photo © Lori Kresse



Photo © Lori Kresse

Photo © Lori Kresse

BLOOM TIME: MAY AND JUNE

# Location of Virginia Sweetspire

The Virginia Sweetspire is along the path and by the entrance to the Shade Garden. I am the large shrub in the center of this photo.



Photo © Lori Kresse

**Can you  
find me for  
10 points?**



Photo © Elaine Mills

**Fun Fact: Native Americans made medicinal tea from my leaves to treat asthma. They also ate the leaves in soups.**



Photo © Elaine Mills

# **White Wood Aster**

*Eurybia divaricata*

**My small, white, daisy-like flowers look like delicate clouds when they bloom in late summer. I am a ground cover that grows from 1-1/2 to 2-1/2 feet tall.**

**Pollinators love my flowers, and winter birds enjoy my seeds.**

**Hint: You can find me under a tree not far from a bench.**



Photo © Elaine Mills

**Do you see how my leaves are shaped like hearts?**

**BLOOM TIME: LATER SUMMER TO EARLY FALL**

# Location of White Wood Aster

**White Wood Asters are below the American Holly tree in the front of the Shade Garden. You can probably find them in other spots as well because they spread easily.**

Can you find me?

Score 10 points to find me!

# Black Cohosh

*Actaea racemosa*

My tall plumes of creamy white flowers, on wand-like stalks, bloom from May to July. Many say they smell bad, like medicine or stale popcorn, but some say they smell like grape soda! I am over six feet tall when mature.



Photo © Lori Kresse



Photo © Elaine Mills

My seeds develop in capsules from August to October and make a rattling sound when shaken.

Hint: you can find me along the path on the back hill of the Shade Garden.

Fun Fact: Black Cohosh root has long been used for medicinal purposes by Native Americans and physicians.



Photo © Elaine Mills

BLOOM TIME: LATE TO TO JULY



# Location of Black Cohosh

The Black Cohosh plants are along a path at the top of the Shade Garden.

**Can you  
find me?**

**Score  
10  
points**

# Fringetree

*Chionanthus virginicus*

**I am a showy native tree that can grow to 35 feet tall. When you see me in the spring you will see where I get my name, because I am covered with fragrant, drooping clusters of white and cream flowers.**

**Hint: From outside the garden, you can find me along the outside path.**

**My wide, spear-shaped leaves turn yellow in the fall.**

**Fun Fact: The Fringetree is sometimes called 'Old Man's Beard' because of its white, shaggy flowers.**



**BLOOM TIME: MAY TO JUNE**

# Location of Virginia Fringetree

The Virginia Fringetree is along the path outside the Shade Garden, and can also be seen from inside the garden.



Can you  
find me?



## Golden Ragwort

*Packera aurea*

I am a low ground cover that temporarily multiplies my height in the spring, when I sprout masses of yellow, daisy-like flowers on tall stalks. Pollinators flock to me because I am one of the earliest natives to bloom each year.



Score 10  
points for each  
plant you find  
(100 point  
max)!



I am an aggressive self-sower. If you want to slow my spread, cut off my dandelion-like seed heads before they blow all over your garden.

**BLOOM TIME: EARLY APRIL TO JUNE**

# Location of Golden Ragwort

The Golden Ragwort plants are throughout the Shade Garden, since they spread easily and are a ground cover that loves moist and shady spots. In this photo, the Golden Ragwort is at the entrance to the garden, in the bottom right corner under the tree.



Can  
you find  
me?

## Wild Ginger

*Asarum canadense*

**Fun facts: I love shade. My brown flowers hide underneath my leaves in the spring and are pollinated by ants and beetles!**

**Don't eat me because I'm not the ginger root that is used for cooking!**

Worth  
10  
points!

Hint: I'm in the  
Shade Garden to  
the left of the  
entrance, next to  
the bench.



Photo © Maggie Webster

**BLOOM TIME: EARLY APRIL OR MAY**

# Location of Wild Ginger



Wild Ginger is in several spots in the Shade Garden (some are marked).

**Can you  
find me?**



Photo © Maggie Webster

# Spiderwort

*Tradescantia virginiana*

**I was named as “wildflower of the year” by the Virginia Native Plant Society in 2008. My blossoms are usually deep purple with a bright yellow pistil, but sometimes they are also white.**

**Hint: You will see me in several places in the garden because I spread easily.**



Photo © Maggie Webster

**Score 10  
points for each  
plant you find**



Photo © Maggie Webster

**Blooms open in the  
morning and close up  
in the afternoon, so I  
look prettiest in the  
morning.**

**BLOOM TIME: EARLY SPRING TO MID-SUMMER**

# Location of Spiderwort



Spiderwort in the Shade Garden.

**Can you find me?**

# Royal Fern

*Osmunda spectabilis*

**I am one of the largest native ferns in North America and grow up to 6 feet tall. If you see me early in the spring, you will see my my "fiddleheads" before they unfurl. I can grow in partial sun, but I prefer to live in a shady space where the soil doesn't dry out.**

**Hint: From the bench, look past the Eastern Redbud tree and you will see me on one of the garden terraces.**

**Score 10 points for each plant you find (100 point max)!**

**Ferns don't have seeds, but we have spores. My gold/brown spores appear above my leaves and look like tassels. I am also sometimes called Regal Fern.**

Photo © Maggie Webster

Photo © Maggie Webster

**BLOOM TIME: FRONDS EMERGE IN LATE APRIL OR MAY**

# Location of Royal Fern



Royal Fern in the Shade Garden

Can you find me?



Photo © Maggie Webster

## Shrubby St. John's Wort

*Hypericum frondosum*

I am a bushy plant with bright yellow flowers. Each flower has many stamens that form a little ball in the center. Bees love my pollen! I can grow up to 4 feet tall!



Photo © Maggie Webster

Hint: Before you enter the garden, walk to your left. I grow along the paved path. Look for the bees buzzing around my flowers!

Score 10 points for each plant you find (100 point max)!



Photo © Maggie Webster

I start to bloom at the end of June and continue through the fall. The "wort" part of my name means that I am a medicinal plant.

**BLOOM TIME: JUNE TO MID-SUMMER**



## Location of St. John's Wort

I grow along the paved path.  
Look for the bees buzzing  
among my flowers.

**Can you  
find me?**

# Foamflower

*Tiarella cordifolia* 'Running Tapestry'

**I'm a low-growing plant, so I'm not easy to see, but if you get down near the ground, you'll see how interesting I am! My dark green leaves have purple spots along the veins and my bright white flowers sit at the top of long, thin stems.**

**Hint: Walk up  
the path to  
the right and  
look left.**

**Score 10  
points for each  
plant you find  
(100 point  
max)!**

**My flowers are  
shaped like tiny  
stars and the  
stamens are bright  
orange.**

Photo © Maggie Webster

Photo © Maggie Webster

Photo © Maggie Webster

**BLOOM TIME: MID-SPRING TO MID-SUMMER**

# Location of Running Tapestry Foamflower



When you enter the garden,  
walk up the steps to the right  
side and look left.

**Can you  
find me for  
10 points?**



Photo © Maggie Webster

## **Cup Plant**

*Silphium perfoliatum*

**I am one of the tallest plants in the Shade Garden. I can grow up to 8 feet tall, so look up to find my bright yellow flowers blooming in late summer and early fall. My leaves can grow up to 14" long! Look closely at my stem; it's square.**

**Hint: I grow along the paved path. Look to the left of the Shade Garden entrance.**



Photo © Maggie Webster



Photo © Maggie Webster

**My common name is Cup Plant because the base of my leaves forms a little cup that collects rainwater for birds and insects.**

**BLOOM TIME: JULY THROUGH SEPTEMBER**

# Location of Cup Plant

The Cup Plant  
grows along the  
paved path.



**Can you find me?**

# Cardinal Flower

*Lobelia cardinalis*

If you come to the Shade Garden in late summer or early fall, you can't miss me! I'm a tall, bright red flower at the top of an upright stem. I can grow up to 6 feet tall! I am the same color as Virginia's state bird, the Cardinal.

Hummingbirds love me and can stick their long beaks into my flowers to drink my nectar.

**Hint: Stand at the entrance and look up to the terrace above the first wall. You will see me in a couple of places.**

**Score 10 points for each plant you find (100 point max)!**

**BLOOM TIME: LATE JULY TO SEPTEMBER**

Photo © Maggie Webster

Photo © Maggie Webster

# Location of Cardinal Flower

Cardinal Flower is  
near the back of  
the garden.



**Can you find me?**

## **Bottlebrush Buckeye**

*Aesculus parviflora*

**I am a tall shrub (I can grow up to 12 feet!) with large leaves that grow like fingers off the palm of a hand. You can see my tall feathery white flowers in June and July.**

**Bees love me but deer do not. In fact, my leaves are poisonous!**

**Hint: I grow well in partial shade. When you walk into the entrance, turn to your left. I am growing behind the bench, near the green toolbox. You can also see me from the paved path.**

**Score 10 points for each plant you find (100 point max)!**

Photo © Maggie Webster

Photo © Maggie Webster

Photo © Maggie Webster

**BLOOM TIME: JUNE TO JULY**

# Location of Bottlebrush Buckeye

Located behind the  
bench, near the  
garden toolbox.



# Tally Your Points:

How many points did you score?  
We hope you had fun! Come  
back and visit in a different  
season to see different plants in  
bloom and tell your friends to  
visit too!

**0-50: ROOT LEVEL.** Not bad. Come back for another visit and keep learning!

**51-100: STEM LEVEL.** Good job! You found many of the plants.

**101-150: STEM AND LEAF LEVEL.** Hurray! You found most of the plants.

**151+: FULL BLOOM LEVEL.** You found all the plants and earned some bonus points. You get the honorary plant lover award!

**Thank you for playing! Feedback encouraged!  
Please let us know if you played and what you  
thought!**

**Email: [mgarlalex@gmail.com](mailto:mgarlalex@gmail.com) or  
Call (voice only): 703-228-6414**

- **Fun and educational?**
- **Ways to improve it?**
- **Worth creating more scavenger hunts here or at other gardens?**
- **Other ideas for family-friendly fun?**